



SeriousWindows<sup>®</sup> 600 Series

# Quantum<sup>2</sup>

# DOUBLE HUNG



## FEATURES

Fusion welded frames and sashes for air and water tight unitized construction.

Internal chambers of frame and sash filled with sustainable foam.

Dual weather sealed reinforced vinyl interlock prevents air and water infiltration across the meeting rail.

Allegard™ weather seals around the operating sashes that seal out air, dust, and water infiltration.

Both sashes tilt for easy cleaning.

Maintenance free vinyl surfaces available in multiple colors.

Elegant beveled exterior for superior curb side appeal.

Heavy duty vinyl extrusions for durability and strength.


7/8" insulated glass for increased insulating power.

Integral welded sloped sill for optimal water control.

Heavy duty extruded aluminum screen frame with fiberglass screen mesh deters holes and tears.

Integral screen track anchors screen securely in place.

### TILT LATCHES & VENT LIMIT DEVICE



Tilt-in latches allow safe, easy cleaning from inside the home. Vent limit devices restrict the sash opening, while allowing cool breezes to flow through the window.

### CAM ACTION LOCK



The stealth cam lock is mounted inside the sash, adding to the aesthetics of the window.

### ILS™ INTERLOCKING SILL



Unique ILS™ Interlocking Sill improves the SeriousWindows 600 insulating performance. When closed, the bulb seal and overlock of the lower sash engages the upstanding mid-sill leg. This powerful combination is a substantial barrier to air/water infiltration.



Designed to give you a remarkable combination of looks, reliability, performance, and value, the SeriousWindows 600 is the only choice when quality cannot take a backseat to cost.

#### THINKING GREEN?

If you're concerned about the environment, SeriousWindows 600 products are the right choice. These super efficient windows will help you burn less fuel, reduce carbon dioxide emissions, and become far more earth-friendly - all while you beautify your home!

*SeriousWindows 600 Series - green friendly!*

*This double hung features colonial style grids.*



*Inside view*

*Outside view*

# SLIDER



## FEATURES

Fusion welded frames and sashes for air and water tight unitized construction.

Internal chambers of frame and sash filled with sustainable foam.

Dual weather sealed reinforced vinyl interlock prevents air and water infiltration across the meeting rail.

Maintenance free vinyl surfaces available in multiple colors.

Elegant beveled exterior for superior curb side appeal.

Heavy duty vinyl extrusions for durability and strength.

7/8" insulated glass for increased insulating power.

Heavy duty extruded aluminum screen frame with fiberglass screen mesh deters holes and tears.

Integral screen track anchors screen securely in place.

Available in twin and triple sliding units.

### BRASS ROLLERS



Twin tandem brass rollers located at each corner of the sash allow it to glide effortlessly across the sill. Sill track cleans easily to maintain the smooth operation throughout the life of the unit.

### INTERLOCK SASH SYSTEM



Interlocking sash systems are weather-sealed for maximum protection. When closed and locked the sash interlocks, engages and compresses, making a solid barrier to air and water infiltration.

### WEATHER STRIPPING



Every SeriousWindows 600 double hung and slider have perimeter Allegard™ weather seals around the operating sashes that seal out air, dust, and water infiltration. This fin seal weather stripping prevents "flattening" over time to maintain a true barrier from the elements.



To offer a great viewing area plus the ability to slide open the sash and enjoy a breath of fresh air, the slider is the perfect window style.

Rolling horizontally, sliders can be made in two or three-lite units to accommodate even the largest horizontal opening. In areas of the home where one may not be able to reach the top sash of a double hung, a slider is a great alternative allowing the operator easy access to both sashes for cleaning and ventilation.

In very large openings, three-lite slider units with operating flankers, provide a center picture window panel to retain the view. One or both flankers may be opened for maximum ventilation.

*This window shows two 2-section sliders, expanding the outside view.*



# CASEMENT/ AWNING



## FEATURES

Fusion welded frames and sashes for air and water tight unitized construction.

Internal chambers of frame and sash filled with sustainable foam.

Perimeter bulb seals create a tight and true seal.

Maintenance free vinyl surfaces available in multiple colors.

Elegant exterior for superior curb side appeal.

Heavy duty vinyl extrusions for durability and strength.

7/8" insulated glass for increased insulating power.

Heavy duty extruded aluminum screen frame with fiberglass screen mesh deters holes and tears.

Can be horizontally field mulled together in twins, triples, or in combination with picture windows.




### OPERATING MECHANISM




A sophisticated operating mechanism maximizes the sash opening for full ventilation and cleaning. The easy rotating lever moves the sash with a simple one handed operation.

### LOCKING SYSTEM



When closed and locked, the casement is secured with a multi-point locking system. Multiple pins engage the jamb receivers to compress and hold the sash in place creating a weather tight and secure seal.

### CASEMENT HANDLE



With a simple flip of a single action lever, the casement locking system is engaged. When fully closed the mechanism activates the multi-point locks and securely anchors the sash in place.



*Picture window with colonial grids has casement windows flanking each side.*

The most energy efficient operating window style is the casement or awning. Both close tightly within the frame and against strategically placed weather seals.

The multi-point locking system holds the sash tightly in place to repel the harshest weather. The casement pulls cross breezes into the home while the awning units protect the open window from falling rain.



# SPECIALTY UNITS



## FEATURES – BAY & BOW WINDOWS

---

Bay windows available in 15, 30, 45 or 90-degree configuration.

---

Bow windows available in a 4 and 5 lite configuration.

---

Bay windows may be constructed with casements or double hung units.

---

Internal cable support for superior structural integrity is standard.

---

All exposed exterior wood members protected by a rigid vinyl capping system.

---

Windows are mullered to structural wood support (not each other) providing superior support.


---

See double hung and casement section for window unit features.

---

Roof and other exterior support accessories available.

BAY WINDOW



Excellent for areas where the view is enticing in all directions, a bay window can help provide an expanded feeling to smaller rooms.

BOW WINDOW



The focal point of any room, a SeriousWindows 600 bow window will create an extra dimension in your living space while adding a touch of elegance to your home.

GARDEN WINDOW



The garden window is every plant lover's dream. The reinforced trapezoid casements feature easy-to-operate hardware and provide maximum ventilation while the mainframe profiles are foam filled for additional insulating power.



The most inexpensive room addition available, a SeriousWindows 600 custom-built bay window will create a focal point in your home. Ideal for large picture window openings, a bay window will add a new look to the interior of your home. A SeriousWindows 600 vinyl bay/bow window will expand your enjoyment of the outdoors while keeping the summer heat and the winter cold out of the home.

SeriousWindows 600 bay/bow windows are more than a visual pleasure. They will provide you with a lifetime of comfort and beauty.

*Bay window featuring a center picture window with double hung flankers.*

*Multi-point locking hardware is featured on bay and bow casement windows.*



# SPECIALTY UNITS



## FEATURES – COMBINATIONS

Fusion welded frames and sashes for air and water tight unitized construction.

Internal chambers of frame and sash filled with sustainable foam.

Perimeter bulb seals create a tight and true seal.

Maintenance free vinyl surfaces available in multiple colors.

Heavy duty vinyl extrusions for durability and strength.

7/8" insulated glass for increased insulating power.

Heavy duty extruded aluminum screen frame with fiberglass screen mesh deters holes and tears.

Can be horizontally field mulled together in twins, triples, or in combination with picture windows.

TWIN DOUBLE HUNG  
(WITH COLONIAL GRIDS)



CASEMENT/PICTURE  
WINDOW/CASEMENT  
(WITH QUEEN ANNE GRIDS)



TWIN DOUBLE HUNG  
WITH A CIRCLE TOP  
(CIRCLE TOP WITH STARBURST GRID)



In some instances, more than one window may be installed into an opening. Windows (such as awning and casement windows) can be mulled or joined together to fill almost any opening you can imagine. Multiple high-performing fixed and operating windows in a variety of layouts and options can transform the look of your home, inside and outside.



SeriousWindows 600 custom-built windows are available in a variety of window styles – double hung, casement, slider and picture windows. They can be used either as individual units or mullied in combinations to create a greater expanse of glass. SeriousWindows 600 can craft unique sizes and shapes to help you create that unique look for your home.

*Picture windows vertically field mullied with smaller picture windows on top.*



# OPTIONS & COLORS



White




Tan

## INTERIOR/EXTERIOR COLORS

The color of our vinyl sash and frame is solid throughout - so it will never chip, peel, or need painted. Available in base colors of white or tan, our windows will beautifully compliment any decor. Or, choose an optional ColorScape™ exterior finish.



Lt. Oak



Cherry


## MAINTENANCE FREE INTERIOR WOOD GRAIN LAMINATES

Our realistic wood grain laminates offer the look of real wood with the added benefit of durability and scratch resistance. Give your windows the look of real wood without all of the maintenance headaches with Natural Wood Grain Laminates. Available in two options, light oak and cherry.

## \*OPTIONAL EXTERIOR APPLIED FINISHES



Green



Brown



Taupe

## BEVEL LEADED GLASS DESIGNS

For the ultimate in designer fashion, your windows and doors are more than a barrier to the elements, they are the focal point in your home decorating. Combining your window choice with Grooved or Bevel Leaded glass will add a level of sophistication and elegance to any flat surface. These elegant options bring a refractive quality to your glazing choice.



Rosedale



Lacrosse



Hannibal



St. Louis

*\*See dealer for grid dimensions and accurate color samples.*

# GRID DESIGN

## GROOVED GLASS

A grooved glass pattern adds sophistication to any flat surface. This elegant optional pattern brings a refractive quality to your glazing system. Available in three designs.



Colonial



Diamond



Queen Anne

## ADDITIONAL GRID STYLES



Profile



Flat



Light Oak



Cherry



Brass

## TRADITIONAL GRIDS

To get the look of divided lites, we offer grids in three styles - Colonial, Diamond, or Queen Anne. Because the grids are sealed between the glass, or removable, you can have the look of truly divided lites without the extra maintenance they require to clean. Additional examples are shown below.



Colonial



Diamond




Queen Anne



# SeriousGlass 10 POWERQ WITH R-10 INSULATING POWER!



*SeriousGlass exceeds government Energy Star requirements in all states*



**Two Panes of Double Strength Glass**  
For increased durability and strength.

**Two Lites of High Performance PPG™ Low-E Glass**  
Specially orientated to provide additional insulation against the re-radiated heat from outside entering the air-conditioned home.

**Suspended Film**  
Reflects direct and indirect solar heat out and away from the room, dramatically reducing energy consumption. SeriousGlass 10 PowerQ with R-10 insulating power blocks up to 99.7% of damaging ultraviolet radiation produced by the sun. SeriousGlass 10 PowerQ glass system reduces noise levels 40% greater than single pane windows.

**Twin Air Spaces Filled With Krypton**  
To provide superior insulation against the transfer of heat to or from the outside.

**Dual Intercept Warm Edge Technology**  
Used for strength and rigidity, these twin spacers provide superior support of all glazing products.

**Dual Sealant System**  
Polyisobutylene (PIB) and polyurethane provide a superior preventative barrier around the glazing perimeter to drastically reduce the risk of seal failure.

## SERIOUSGLASS 10 POWERQ GLASS SYSTEM PERFORMANCE SUMMARY (7/8" INSULATED GLASS UNIT)

U-value (COG)	0.10
R-value (COG)	10
Solar Heat Gain Coefficient (SHGC)	0.33
Visible Transmission	0.57
Ultraviolet Light Blockage	99.7%



*Every SeriousWindows 600 frame and sash is filled with a sustainable foam injected inside each profile to provide maximum insulation.*



## Energy Tax Credit

Quantum2 windows qualify for up to \$1500

# LIFETIME WARRANTY

A warranty that guarantees your windows for life is great, but a transferrable warranty is even better. In this day of mobility, you may eventually sell your home. What better selling tool than a lifetime warranty that is transferrable to the new owners? SeriousWindows 600 are the best in the business and they have a written warranty to back it up!

## GLASS BREAKAGE

Included with every SeriousWindows 600 product, is a non-prorated, lifetime glass breakage warranty. You'll free your mind from any future hazard with this one-of-a-kind feature.

## FUEL SAVINGS PLEDGE\*

Every SeriousWindows 600 product is guaranteed to reduce your fuel consumption. When you replace all of your openings with SeriousWindows 600 high performance units, you'll not only improve your living comfort and your home's value, but you'll drastically slash your energy use. That's why we say SeriousWindows 600 products are an annuity, because they will pay for themselves over time.



\* To qualify for Fuel Savings Pledge, all windows and doors (except entry doors) must be SeriousWindows 600 products with SeriousGlass 10 Power Q.

Quantum<sup>2</sup> SeriousWindows 600 Series



[www.seriouswindows.com](http://www.seriouswindows.com)  
[www.seriousmaterials.com](http://www.seriousmaterials.com)  
Phone: (800) 797-8159